




<p>1.</p>		<ul style="list-style-type: none"> ▪ Sanitary Napkins Destroyer ▪ Dimension (mm) 381 x 254 x 254 ▪ Destroying capacity: 12 Napkins at a time and 300 Napkins per day ▪ Power Consumption 1200 watts (Input Walt 230v)
<p>2.</p>		<ul style="list-style-type: none"> ▪ Sanitary Napkins Destroyer ▪ Dimension (mm) 533.4 x 279.4 x 279.4 ▪ Destroying capacity: 25 Napkins at a time and 600 Napkins a day. ▪ Power Consumption 1800watts (Input 230v)
<p>3.</p>		<ul style="list-style-type: none"> ▪ Storage Capacity: 25 Napkins ▪ Wall Mounted ▪ Electronic Push Button Vending Machine.